

MRH/MRHS Series

Stainless Steel Filter Housings

- ✓ Swing bolt closure for quick and secure filter change
- ✓ Heavy duty 304 or 316 stainless steel for durability available
- ✓ Legs and Electropolish are standard
- ✓ Accepts DOE and 222 style filters



HYDRONIX MRH/MRHS SERIES SS FILTER HOUSINGS

are ideal for most industrial/commercial applications. Our welded leg design as a standard (not "optional") feature, eliminates the added expense to your application. Commonly used for pre-filtration to reverse osmosis (RO) systems, farms, food service, car washes, agriculture and many other uses.

HYDRONIX MRH /MRHS SERIES SS FILTER HOUSINGS

use a high grade 304 stainless steel (as standard) not "L", which is a lower grade stainless steel other manufactures may use. Our housings easily accept Hydronix CB, SDC, SWC, SBC, SPC, DP and AR Series Cartridges. With our wide range of models, options, and filter cartridges, these units can easily meet most any requirement.

MRH/MRHS SERIES SPECIFICATIONS

	Part Number	Description	Flow Rate (GMP)	Flow Rate (LPM)	Case Qty	Box Dimension (in)	Weight (lbs)	Weight (kgs)
150 PSI	MRH-710-2	SS304 Filter Housing 10", 7 Round, 150 PSI, 2"FNPT	35	132	1	16 x 16 x 30	66	29.94
	MRH-720-2	SS304 Filter Housing 20", 7 Round, 150 PSI, 2"FNPT	70	265	1	16 x 16 x 41	77	34.93
	MRH-730-2	SS304 Filter Housing 30", 7 Round, 150 PSI, 2"FNPT	105	397	1	16 x 16 x 50	88	39.92
	MRH-740-2	SS304 Filter Housing 40", 7 Round, 150 PSI, 2"FNPT	140	530	1	16 x 16 x 60	101	45.81
	MRHS-710-2	SS316 Filter Housing 10", 7 Round, 150 PSI, 2"FNPT	35	132	1	16 x 16 x 30	66	29.94
	MRHS-720-2	SS316 Filter Housing 20", 7 Round, 150 PSI, 2"FNPT	70	265	1	16 x 16 x 41	77	34.93
	MRHS-730-2	SS316 Filter Housing 30", 7 Round, 150 PSI, 2"FNPT	105	397	1	16 x 16 x 50	88	39.92
	MRHS-740-2	SS316 Filter Housing 40", 7 Round, 150 PSI, 2"FNPT	140	530	1	16 x 16 x 60	101	45.81

* 10", 20", 30" & 40", 8 to 173 Round, 3" & 4" Flange available on special order.

MRH SERIES PARTS

	Part Number	Description	Case Quantity
PARTS	MRH-7-ORING	O-Ring for MRH Units	1
	MRH-7-SPRING	Spring for MRH Units	1
	MRH-7-TOPPLATE	Top Plate for MRH Units	1

Materials of Construction

Housing: 304 and 316 stainless steel
Closure: Stainless Steel
O-Ring: EPDM (FDA Grade)

Operating Data

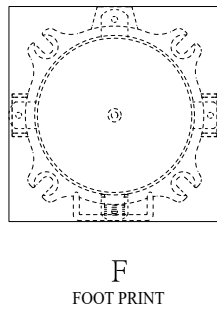
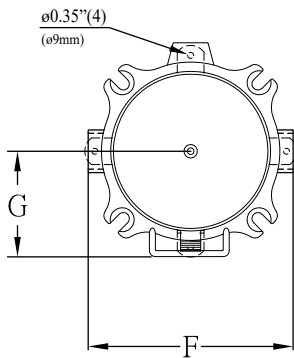
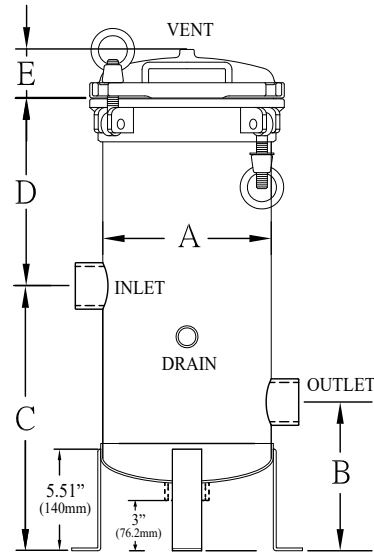
Max. Pressure/Temp: 150 PSI at 200°F
(10.34 bar at 93.33°C)

Standard Features

- Electropolished
- Legs
- Accepts DOE, 222/Flat or 222/Fin

Port Dimensions

Vent: 1/4" NPT
Inlet: 2" NPT
Outlet: 2" NPT
Drain: 3/4" NPT



Filter Housing Dimensions

Model	A	B	C	D	E	F	G
	Body Width	Base to Outlet	Base to Inlet	Inlet to cover	Cover	Foot Print Width	Handle to Vent
710	9.13 in 232 mm	8.07 in 205 mm	14.37 in 365 mm	10.16 in 258 mm	2.56 in 65 mm	12.12 in 308 mm	5.5 in 140 mm
720	9.13 in 232 mm	8.07 in 205 mm	14.37 in 365 mm	20.19 in 513 mm	2.56 in 65 mm	12.12 in 308 mm	5.5 in 140 mm
730	9.13 in 232 mm	8.07 in 205 mm	14.37 in 365 mm	30.23 in 768 mm	2.56 in 65 mm	12.12 in 308 mm	5.5 in 140 mm
740	9.13 in 232 mm	8.07 in 205 mm	14.37 in 365 mm	40.27 in 1023 mm	2.56 in 65 mm	12.12 in 308 mm	5.5 in 140 mm

