

Brass rotary vane pumps

PO 70-400 series

The rotary vane pumps, manufactured by Fluid-o-Tech® and sold worldwide under the trademark Rotoflow®, are volumetric pumps designed for pumping water and moderate aggressive liquids with low flow at high pressure.

Technical features and manufacturing characteristics

The rotary vane pump is brass made with a stainless steel AISI 303 rotor, while the pumping chamber and the vanes are in carbon graphite. The inlet and outlet ports are 3/8" GAS or NPT threaded. The pumps are designed to be directly mounted to the motor with a stainless steel clamp. For different mounting arrangements see our technical info "optional mountings". Maximum operative temperature: 70 °C (158 F).

Available upon request:

- Viton® /EPDM seals
- Built-in relief valve
- Built-in 100 mesh strainer
- Flange mount
- California AB 1953 compliant brass



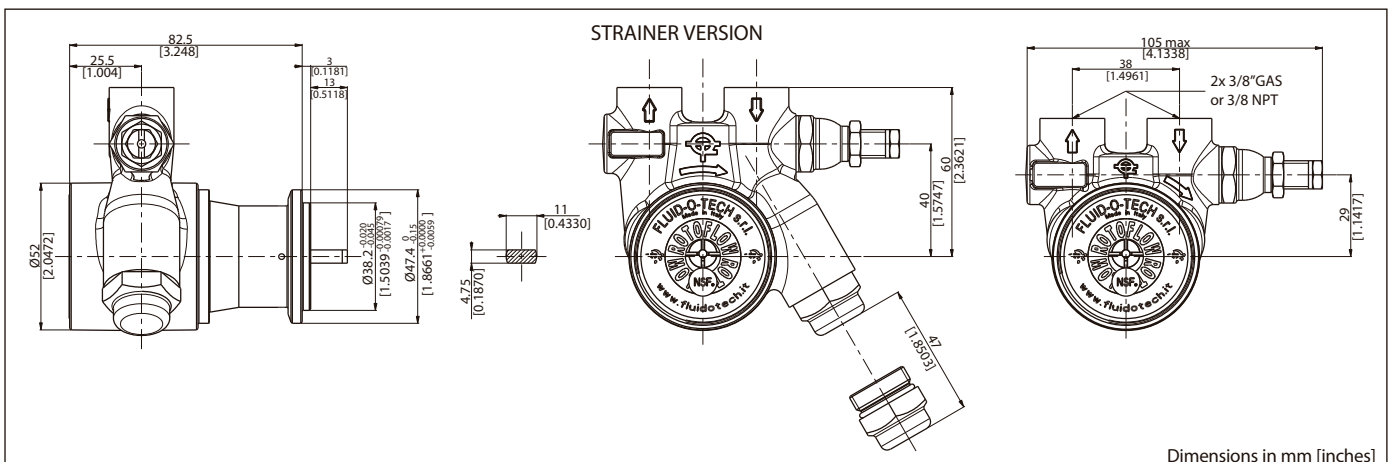
MAIN APPLICATIONS

- Beverage vending machines
- Post mix drink dispensers
- Espresso coffee machines
- Water treatment
- Water dispensers
- Cooling systems



TECHNICAL INFORMATION

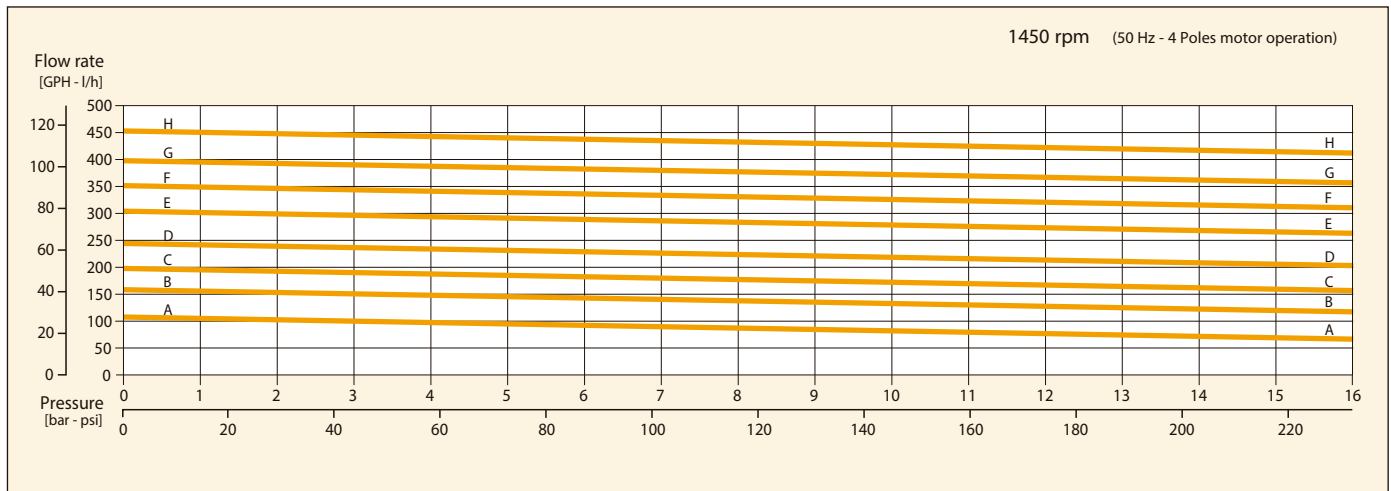
Pump housing material	Brass	Max static pressure	20 bar/290 psi
Pumping chamber	Carbon graphite	Pump weight (clamp mount)	w/o strainer 1.1 kg (2.5 lb) w strainer 1.3 kg (2.9 lb)
Ports	3/8" GAS or NPT		
Speed limit	1725 rpm		



Brass rotary vane pumps PO 70-400 series

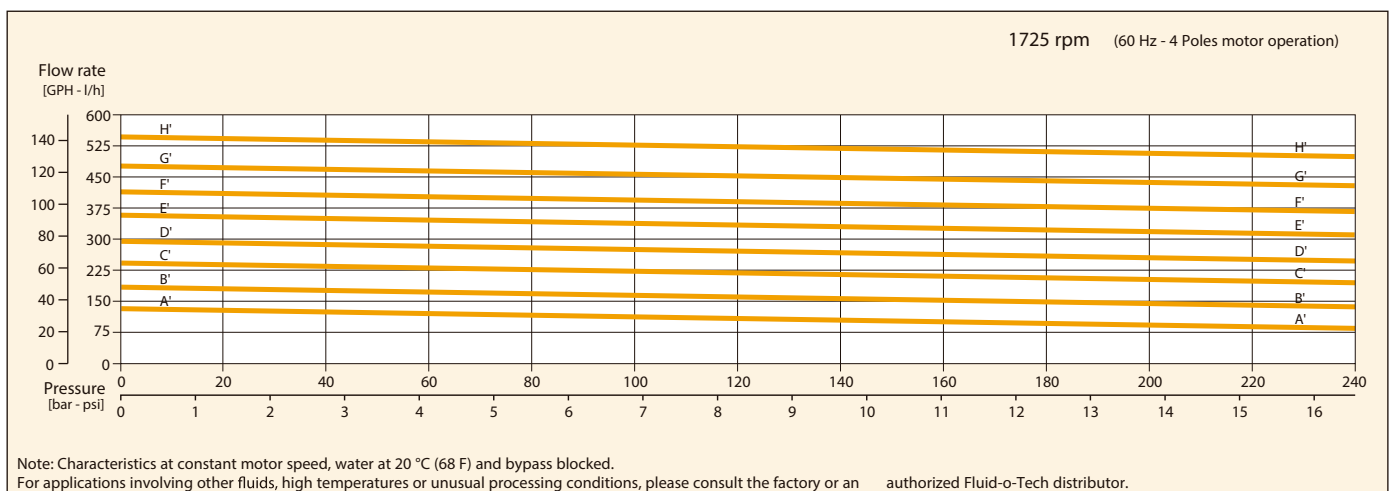
Model	PO/PA/PW/PB 070	071	074	071x	074x	100	101	104	101x	104x	1500	1501	1504	1501x	1504x	200	201	204	201x	204x
Figure	A-A					B-B					C-C					D-D				
Relief valve	NO	STD	BAL	STD	BAL	NO	STD	BAL	STD	BAL	NO	STD	BAL	STD	BAL	NO	STD	BAL	STD	BAL
Strainer	NO	NO	NO	YES	YES	NO	NO	NO	YES	YES	NO	NO	NO	YES	YES	NO	NO	NO	YES	YES

Model	PO/PA/PW/PB 2500	2501	2504	2501x	2504x	300	301	304	301x	304x	3500	3501	3504	3501x	3504x	400	401	404	401x	404x
Figure	E-E					F-F					G-G					H-H				
Relief valve	NO	STD	BAL	STD	BAL	NO	STD	BAL	STD	BAL	NO	STD	BAL	STD	BAL	NO	STD	BAL	STD	BAL
Strainer	NO	NO	NO	YES	YES	NO	NO	NO	YES	YES	NO	NO	NO	YES	YES	NO	NO	NO	YES	YES



Model	PO/PA/PW/PB 070	071	074	071x	074x	100	101	104	101x	104x	1500	1501	1504	1501x	1504x	200	201	204	201x	204x
Figure	A'-A'					B'-B'					C'-C'					D'-D'				
Relief valve	NO	STD	BAL	STD	BAL	NO	STD	BAL	STD	BAL	NO	STD	BAL	STD	BAL	NO	STD	BAL	STD	BAL
Strainer	NO	NO	NO	YES	YES	NO	NO	NO	YES	YES	NO	NO	NO	YES	YES	NO	NO	NO	YES	YES

Model	PO/PA/PW/PB 2500	2501	2504	2501x	2504x	300	301	304	301x	304x	3500	3501	3504	3501x	3504x	400	401	404	401x	404x
Figure	E'-E'					F'-F'					G'-G'					H'-H'				
Relief valve	NO	STD	BAL	STD	BAL	NO	STD	BAL	STD	BAL	NO	STD	BAL	STD	BAL	NO	STD	BAL	STD	BAL
Strainer	NO	NO	NO	YES	YES	NO	NO	NO	YES	YES	NO	NO	NO	YES	YES	NO	NO	NO	YES	YES



Note: Characteristics at constant motor speed, water at 20 °C (68 F) and bypass blocked.
 For applications involving other fluids, high temperatures or unusual processing conditions, please consult the factory or an authorized Fluid-o-Tech distributor.

Fluid-o-Tech reserves the right to alter the specifications indicated in this catalogue at any time and without prior notice.